



How to add an addon to custom recordset using RAD tools? - InProgress

New Referral custom module was created via Epesi RAD - LowCode and NoCode tools - in half an hour.

 image not found or type unknown

Details addon was added as a new page while creating the module in Epesi Record Browser.

I needed *Notes* addon to add Referrals original PDFs but Epesi admin doesn't support it.

 image not found or type unknown

Jasiek said:

It is possible in two ways. In your custom module directory via terminal or hacking the application using PHPMyAdmin.

<https://forum.epe.si/d/2313-developing-related-modules/6>

Defining the methods is only part of the work to have addons (including notes) added to Records. What you also need is to tell Record Browser to attach these addons. Tickets are doing this in the install() method:

```
Utils_RecordBrowserCommon::new_addon('premium_projects', 'Premium/Projects/Tickets',  
'premium_projects_tickets_addon', 'Tickets');
```

The arguments are:

- RecordSet that will have the addon attached
- Main class of the module that will handle the addon
- method in the main class that displays the module
- Label for the addon

Notes addon is usually added using this method:

```
Utils_AttachmentCommon::new_addon('premium_projects');
```

You should include these calls in your install file, but if you want to avoid re-installing the module, you can also put these line in body() of your custom module, view the records and then delete these lines. Addons should then appear next time you view one of these records.

<https://forum.epe.si/d/3557-jak-doda%C4%87-notatki-do-nowego-modu%C5%82u/3>

To add UtilsAttachments to a recordset you need to register it:

```
// ***** addons ***** //
```

```
Utils_AttachmentCommon::new_addon('recordset');
```

for example from Phone calls installation:

```
Utils_AttachmentCommon::new_addon('phonecall');
```

or from Tasks installation file:

```
Utils_AttachmentCommon::new_addon('task');
```

```
CRM_MailCommon::new_addon('task');
```

This can be added via a console.

Powinno by? tak:

```
Utils_AttachmentCommon::new_addon($fields->table_name());
```

Jasiek said:

Attachments are stored in the table: recordbrowser_addon

 image.png

Find recordbrowser_addon table

 image.png

PHPMyAdmin > Insert >

The arguments are:

tab - Custom RecordSet that will have the addon attached


module - Main class of the module that will handle the addon - Utils_Attachment

func - method in the main class that displays the module


pos - position

enabled - is anabled?


label - Label for the addon

 image.png

And **voilà**. Notes addon added

 image.png

As well as *Email* addon

 image.png

Revision #4

Created 12 December 2023 04:03:19 by Karina Tylek

Updated 2 February 2024 00:10:06 by Karina Tylek